



**2017**

**2018 03**

)

(

**2017**

.....	2
.....	6
.....	11
.....	13
.....	29
.....	78
.....	86
.....	87
.....	98
.....	105
.....	106
.....	215



---




	<a href="http://www.cninfo.com.cn">http://www.cninfo.com.cn</a>
	10 18

	91440300726198124D
	1
	2 2001 2 16 TEC5200 ( )
	3 2001 4 27 TEC5200 ( )
	4 2001 5 28 TEC5200

			20,520,227		431,214,014
		451,734,241			43.12%
7	2015	1	13		
			7,171,717		458,905,958
				42.44%	
8	2015	9	16	2015	
	2015	9	22	2015	
			458,905,958	917,811,916	
			42.44%		
9	2016	12	29		
			45,619,357		917,811,916
			963,431,273		40.43%

			8	A 9

			33	2016 11 22 2017
	B	15		12 31

	2017	2016		2015
	8,187,056,661.83	8,014,312,755.85	2.16%	6,712,855,773.20
	302,642,281.64	241,990,602.43	25.06%	350,620,327.31

/	0.3141	0.2637	19.11%	0.3820
	6.38%	7.23%	-0.85%	11.34%
	2017	2016		2015
	10,719,793,873.77	9,498,234,489.39	12.86%	7,371,660,930.73
	4,889,829,863.30	4,601,658,325.77	6.26%	3,249,319,003.38

1

2

	1,611,345,761.88	2,073,235,400.24	1,771,851,868.67	2,730,623,631.04
	18,490,027.42	73,421,020.91	37,733,352.95	172,997,880.36
	14,550,372.25	65,915,521.69	33,530,858.23	150,162,122.17
	-559,223,021.40	-530,721,672.29	277,486,286.53	1,156,101,812.71

	2017	2016	2015	
	-1,718,086.22	-2,929,856.23	-7,428,287.96	
	34,638,549.07	24,847,190.83	25,987,319.34	





IT

1

IT

2017

"IT+"

2

"2017

" "2017

"

--ITSS

"2017

"

2017

"

"

Fintech

Sm@rtGalaxy

"2017 IDC

TOP25 "

3

" "+"

Fintech

2017                      IT+

2.16%                      20.79%                      1.26                      81.87

25.06%                                                                                     3.03

**1**

IT                      IT

Fintech

11


18                      8                      3

2 0 . 3 5



	8,187,056,661.83	100.00%	8,014,312,755.85	100.00%	2.16%
	2,620,891,421.99	32.01%	2,253,395,754.72	28.12%	16.31%
	239,955,432.51	2.93%	286,994,457.32	3.58%	-16.39%
	891,520,258.83	10.89%	913,836,017.08	11.40%	-2.44%
	311,143,389.64	3.80%	391,587,011.70		

4



6

29

100%

7

8

	1,564,658,064.36
	19.11%
	0.00%

5

1		365,663,879.07	4.47%
2		322,013,090.35	3.93%
3		311,440,755.04	3.80%
4		288,889,146.23	3.53%
5		276,651,193.67	3.38%
	--	1,564,658,064.36	19.11%

2		313,166,753.59	5.10%
3		232,952,183.65	3.80%
4		204,305,564.02	3.33%
5		191,341,891.74	3.12%
	--	1,951,298,102.95	31.80%

**3**

	2017	2016		
--	------	------	--	--



5

	2017	2016	
	8,985,390,008.02	9,164,214,820.59	-1.95%
	8,641,746,602.47	8,600,002,384.72	0.49%
	343,643,405.55	564,212,435.87	-39.09%
	12,183,683,047.89	4,379,689,604.86	178.19%
	12,554,873,690.37	5,401,723,232.23	132.42%
	-371,190,642.48	-1,022,033,627.37	63.68%
	2,066,309,094.69	2,805,547,808.48	-26.35%
	2,003,208,017.26	2,497,582,398.36	-19.79%
	63,101,077.43	307,965,410.12	-79.51%
	33,441,220.43	-137,004,851.10	-124.41%

1

HNHN

	2017	2016		

1

44,603,283.17	1,283,587,027.50	-96.53%

2

			780,000,000.00	100.00%	-	-				0.00	0.00		2017 12 01	<a href="http://www.cninfo.com.cn">http://www.cninfo.com.cn</a>
	--	--	780,000,000.00	--	--	--	--	--	--	0.00	0.00	--	--	--

2018 3 15

2018-028

3

4

1

2


5

1

--	--	--	--	--	--	--	--	--	--	--

---

*2		2,580	2,580		2,924.99	113.37%				
		2,500	2,500							



10%

			800,000,000.00	4,466,571,541.21	1,182,452,893.57	4,422,684,600.84	143,582,116.68	119,933,717.50

00.00

2018

CT

ICT

2018

IT

2018 3 20

"IaaS+SaaS+FaaS"

2018

“ ” “ ”

“ ”

2018

Pipeline

2017

2

GB/T19001-2000 idt ISO9000 CMMI

ITIL PMBOK

3

1

2017	01	09	<a href="http://www.cninfo.com.cn/finalpage/2017-01-12/1203012026.PDF">http://www.cninfo.com.cn/finalpage/2017-01-12/1203012026.PDF</a>
2017	01	12	<a href="http://www.cninfo.com.cn/finalpage/2017-01-18/1203025413.PDF">http://www.cninfo.com.cn/finalpage/2017-01-18/1203025413.PDF</a>
2017	03	30	<a href="http://www.cninfo.com.cn/finalpage/2017-04-01/1203248637.PDF">http://www.cninfo.com.cn/finalpage/2017-04-01/1203248637.PDF</a>
2017	04	27	<a href="http://www.cninfo.com.cn/finalpage/2017-05-03/1203474556.PDF">http://www.cninfo.com.cn/finalpage/2017-05-03/1203474556.PDF</a>
2017	08	30	<a href="http://www.cninfo.com.cn/finalpage/2017-09-">http://www.cninfo.com.cn/finalpage/2017-09-</a>

1 2017 4 25 2016 <2016 >  
 963,431,273 10 0.26 2017 5 15 2016  
 2017 5 22 2017 5 23

2


3

1 2017 963,431,273 10 0.32  
 2017  
 2 2016 963,431,273 10 0.26  
 2017 5 23

---

2017	30,829,800.74	302,642,281.64	10.19%	0.00	0.00%
2016	25,049,213.09	241,990,602.43	10.35%	0.00	0.00%
2015	36,712,476.64	350,620,327.31	10.47%	0.00	0.00%

**1**





						<p>2015 12 31 XYZH/2016BJA10126 29</p> <p>(2016) 128 2015 12 31 306,400.00</p> <p>2,753.44 2015 12 31 306,400.00 2,753.44</p> <p>301,513.50 2015 12 31</p> <p>2014 2015 2013</p>
				2013 12 30		

						2017	
						6	17
						2	2013
		/				7 23	1
							2
							1
						2	
				2013 12			
				30			
			1			2013 2017	1 2013
							-28,182.12
		2012 6 29		2013 12			2013
				30			2 2014
							2014

10

0.60

2015 6

2014

2,753.44

6,966.05

39.53% 3 2015

458,905,958

10 10

2015

2015 9 22

4 2015

917,811,916

10

0.40

3,671.25

2015 5

2015

3,671.25

13,513.18

27.17% 5 2016

963,431,273

10

0.26

2017 5

23

6 2017

963,431,273

10

0.32 ( )

2017

2013 12

30

-2014


2012 6 29

2012

30% 2


10%

3



ATM

--	--	--	--	--	--	--	--



1

12


2015



2017

				5				2014	2015	2016
				2014	11	29				

			2			
				2014 12 25		






1

2


2017



2016 06 2017 12 757,395  
13 28

2018 1 19

			5				
				1			
					2		
						3	
			4			2016 06	



--	--	--	--	--	--	--	--	--	--

1

2

2014

3




4

( )

5





2

--	--	--	--	--	--	--	--

- 2017 01 2017 12  
01

100% 30

	142





						2,113.13	0.34%	3,500				2017 03 30	<a href="http://www.cninfo.com.cn">http://www.cninfo.com.cn</a>
--	--	--	--	--	--	----------	-------	-------	--	--	--	---------------	---

4

5

1

1

2

3

2

**1**


2017 09 30,000  
28

2016 12 2017  
30 9,000

---

2017 04	5,000	2017 09 01	2,020	1
26				

		521,260	0	0
		5,000	0	0
		185,000	0	0
		1,303,665	49,500	0

			10,000		2017 25	01 26			4.13%	67.85	67.85						
			10,000		2017 24	01 23			4.20%	34.52	34.52						
			10,000		2017 24	05 31			3.31%	6.34	6.34						
			10,000		2017 27	06 29			3.87%	2.12	2.12						

					26	10													
--	--	--	--	--	----	----	--	--	--	--	--	--	--	--	--	--	--	--	--

10,000      2017 11 2018 02      5.07%      125  
 10      08

			16,000		2017 01 12	2017 01 23			3.98%	19.21	19.21					
			10,000		2017 01 13	2017 01 23			3.45%	9.45	9.45					
			10,000		2017 03 03	2017 03 30			3.65%	27.03	27.03					

10,000 2017 07  
04

10,000	2017	03	2017	03	7.34%	2.01	2.01
	29		30				

---

---

10,000	2017 27	12 2017 28	12	12.63%	3.46	3.46
--------	------------	---------------	----	--------	------	------

4

			2016 03 18	6,104.46									2015 12 26	http //www.cninfo.com

2016 12  
15 9,938.87

1

2017 41,329

+

“ ” “ ”

“ ”

ú °|Á»,... „Ù»,... ,5 dΓ°w„`²EB`°|Á»ÓÁ5„-@

**2**

2017

“ ”

**3**

**3**

2015  
2015 5 26 2015 2015 12 1 2015

2016 4 15  
2016 9 13 2016 12 1 2016 2016

12 29 2016  
2017 8 29 2017 9 27 2017

	2016 7 19		2016			
96.03%						
	2016 5 25	7 8	8 9			
				1,325,300	1,267,900	37,400
2.57%						
2016 11 3						
		2016 2517	2016 11 22			96.03%
	2016 12 29					
45,619,357		917,811,916	963,431,273			
100,905,900		98.60%				
2017 1 18						
		0.166113%	0.166113%	0.006645%		
98.94%		2017 1 19				<a href="http://www.cninfo.com.cn">http://www.cninfo.com.cn</a>
2017 12 18						
		0.91753%	0.002345%	0.041528%		
99.90%						
	2015 12 14		2015	2016 1 6	2016	
					2016 9 8	

2017 11 30

2017

2017 12 28

2017






---




---


1

	705,358,111	73.21%	0	0	0	-631,425,530	-631,425,530	73,932,581	7.67%
1	0	0.00%	0						



	9,972,832	1,108,092	0	8,864,740	11,080,924	2016 4 25 1,108,092 2017 10 17 1,108,092 2018 3 31 8,864,740
	8,527,926	0	0	8,527,926	8,527,926	2019 12 28 8,527,926
	7,735,638	0	0	7,735,638	7,735,638	2019

---

	705,358,111	631,425,530	0	73,932,581	--	--
--	-------------	-------------	---	------------	----	----

**1****2**

(1)

--	--	--	--	--	--	--

**1**

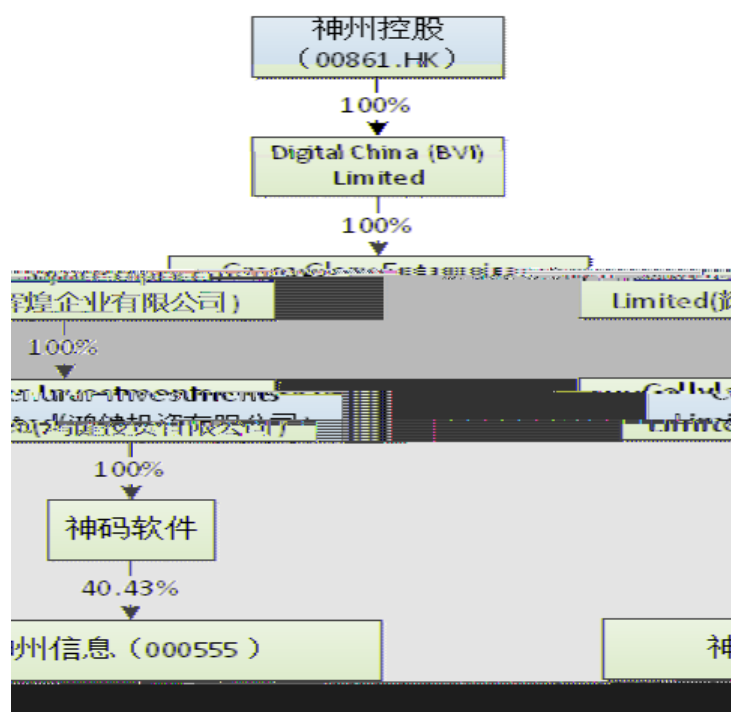
	59,911		57,806		0		0
		5%	10				

---

	87,866,423		87,866,423
	49,708,280		49,708,280
InfinityI-ChinaInvestments(Israel),L.P.	18,716,834		18,716,834
	3,320,100		3,320,100

10%

	/			
		2016 08 22	91440101MA59EFAJ00	
		1999 07 08	914401017163404737	
Dragon City International Investment				
	1	2017		
	2	Dragon City International Investment		



---

**4**                    **10%**

	/			
		2011 05 18	32,951.97	

**5**



██████████	██████████	██████████	██████████	██████████	██████████	██████████	██████████
------------	------------	------------	------------	------------	------------	------------	------------

---

				45	2017	03	2019	01						
					28		05		0	0	0	0	0	0
					2017	03	2019							

---

			2017 03 28	
			2017 03 28	
			2017 03 28	
			2017 06 16	
			2017 07 31	
			2018 01 18	
			2018 01 18	
			2018 03 27	
			2018 03 27	

60 2001 7 2014 4  
2004 1 2012 2 2011 9 2013 12  
2012 3  
2015 9 2014 5  
50 2003 8 2014 10 2006 2  
2014 4 ( ) 2014 8 2017 12 CEO 2014  
8 2016 5 2015 4  
52 1986 1992  
2000 2014 7 2001 2012  
2012 2016 1  
45 1995 2009  
2000 2016 3 2017 12 2018 1 19  
2018 3 14  
42 2001 3 2008 4 2014 3  
2014 4 2015 5 2015  
6 12 2016 1 2016 6  
2016 7 2015 9  
41 1998 7 2004 7  
2009 6 2011 9 2012 3 2014 4  
2014 5 2015 12 2016 1 2016 5  
2016 6 2016 10 2016 11 12  
2017 1 2015 9  
55 1986 2008 2010  
2010 2015 2016  
SBU 2011 9  
52 1988 7 2003 2 2010 3  
SBU 2010 4 2016 12 SBU  
2016 3 2017 3 2017 3 -2018 3  
2018 3  
43 1995 7 1998 3  
2008 1 2015 1  
2016 8 2016 8



2018 3  
47 1988 9 1992 7 1992 9 1995 2  
2011 1 2016 12 SBU 2017  
1 2017 12 2018 3



---

			2013 09 11		
			2013 09 11		
			2013 10 15		
			2016 04 26		
			2016 03 03		



1,721.42

			55		0	
			50		0	
			47		0	
			52		9.6	

			47		75.32	
			53		79.04	
					1,721.42	

**1**

		64
		9,878
		9,942

2

“ ”

3

“ IT ”

2017

55

1311

20

1011



3

4

5

**1**



	8	5	3	0	0		1
--	---	---	---	---	---	--	---

2

3

1  
 1 2017 1 6  
 2016  
 2 2017 3 22  
 2017  
 2016  
 3 2017 3 27  
 2017  
 2016  
 < 2016 >  
 < 2016 >  
 2017  
 4 2017 4 25  
 2017  
 2017  
 2017  
 5 2017 8 29  
 2017  
 <2017 > <2017 >  
 2017  
 <2017 >  
 6 2017 10 23  
 2017  
 <2017 >  
 2 2017  
 2017  
 2017  
 2017



1

2

	2018 03 29	
	www.cninfo.com.cn	
		90.00%
		90.00%
	1)	
	2)	
	3)	
	4)	
	5)	
	6)	
	7)	
	8)	



“ ” 2017 12 31 XYZH/2018BJA10315 12 31	2017
	2018 03 29
	<a href="http://www.cninfo.com.cn">www.cninfo.com.cn</a>

---

	2018 03 27
	XYZH/2018BJA1

2017

2017

12 31

”


2017 12 31  
318,866.28 29.75%





**1**

2017 12 31

	1,780,637,091.58	1,747,989,666.20



	1,774,564,439.84	1,369,543,692.42
	1,189,799,121.62	928,356,032.68
	327,197,862.17	312,013,361.19
	163,095,727.61	312,439,512.35
	2,964,537.62	3,809,498.43
	128,208,946.73	94,425,100.84
	20,000,000.00	
		200,000,000.00
	5,650,894,433.86	4,758,754,778.84
	65,000,000.00	
	3,200,000.00	
		18,120,000.00
	36,424,716.53	34,493,313.37
	8,572,485.98	9,688,250.43

---

	113,197,202.51	62,301,563.80
	5,764,091,636.37	

	27,313,962.22	1,054,016.55
	23,906.00	200,836,730.50
	146,638,622.36	25,842,473.25
	107,225,682.11	231,475,653.71
	587,955,849.57	901,715,736.60
	71,812,197.32	50,521,130.36

	39,500,000.00	5,000,000.00
	59,686,718.71	




	32,375,766.83	37,146,412.18
	528,853,776.92	525,853,638.07
	722,204,101.22	593,994,039.76
	56,752,708.82	64,919,357.78
	81,077,965.44	61,559,133.22
“ ”		
“ ”	44,808,889.13	25,796,888.30


	21,002,370.16	2,891,421.18
“ ”		
“ ”	65,725,696.28	61,209,634.41
	-4,791,269.10	-6,224,846.81
“ ”		
	35,720.49	
“ ”	31,107,489.25	44,520,074.34
	1,447,898.22	55,893.66
	-3,097,707.83	18,125,820.06
“ ”	35,653,095.30	26,450,147.94
	-5,387,181.71	-632,820.10
“ ”	41,040,277.01	27,082,968.04
“ ”	41,040,277.01	27,082,968.04
“ ”		


**5**

	8,884,779,612.65	9,127,928,471.61
	20,490,067.68	13,038,737.84
	80,120,327.69	23,247,611.14
	8,985,390,008.02	9,164,214,820.59
	6,352,799,904.33	6,750,585,935.45



	2,003,208,017.26	2,497,582,398.36
	63,101,077.43	307,965,410.12
	-2,112,620.07	12,850,930.28
	33,441,220.43	-137,004,851.10
	1,742,931,594.71	1,879,936,445.81
	1,776,372,815.14	1,742,931,594.71

## 6

	466,240,539.00	744,847,808.91
	215,497,339.52	2,935,456.47
	681,737,878.52	747,783,265.38
	498,144,861.92	632,821,607.34
	20,903,568.58	23,422,834.45
	3,701,790.66	34,025,191.82
	30,166,650.25	35,627,623.88

	110,085.00	656,080.41
	238,031,797.05	51,080,000.00
		450,364,476.03
	3,303,410,993.00	2,423,332,218.30
	3,541,552,875.05	2,925,432,774.74
	-56,715,983.63	-850,968,212.67
		560,192,640.86
	60,825,173.97	52,769,850.83
		200,000,000.00
	60,825,173.97	812,962,491.69
	226,325,173.97	53,069,850.83
	32,604,049.36	38,214,960.70
	258,929,223.33	91,284,811.53
	-198,104,049.36	721,677,680.16
	-125,999,025.88	

7

	963,431,273.00				2,220,063,163.82		65,037,690.35		23,105,052.91		1,330,021,145.69	75,519,820.98	4,677,178,146.75

---

4					-10,193,344.25							-5,409,938.92	-15,603,283.17
									4,104,027.70		-29,153,240.79	-33,480,000.00	-58,529,213.09
1									4,104,027.70				


---

4					4,117,303.90								4,117,303.90
									2,708,296.80		-39,420,773.44	-17,280,000.00	-53,992,476.64
1									2,708,296.80		-2,708,296.80		
2													

8

	963,431,273.00				2,098,326,126.73				23,105,052.91	122,793,996.81	3,207,656,449.45

---

1										4,104,027.70	-4,104,027.70	
2												



---

3												

1.

“

” 1993 72

1993 174

1993 100

7,438.88

1994 4 8

1994 7

32,412,428

43.57%

	3,241.24	43.57%
	2,197.64	29.54%
	2,000.00	26.89%
	200.00	2.69%

3	2002			
2002	8			
		1,983.37	24.24%	
4	2004			
2004	8			608.37
				7.44%
5	2004			
2004	11 9			
6	2006			
2006	4 12			1,375
		400	400	
400		175		
7	2006			
2006	5 26	2006		

319,399,894

1



23,092,959

24.95 / 2016 11 22

23,092,959.00

940,904,875.00

XYZH/2016BJA10717

[2016]2517

22,526,398

575,999,996.86

25.57

2

1

2

1 1 12 31

3

1 1 12 31

4

5

6

“

”

7

,

8

3

9

1

2

3

( )

2

1

2

3

1

2

**11****1**

	500

**2**

I	100	180 720
II		II

1

i. I

60

180

720

100

II

ii. II

	0%



20%

20%

50%

14

1

16

1

3

17

1

2

1



3

4

5

6

7

**20**

1 ( 1 )

**21**

1

2

3

22

23

24



(1 )

”

2

26

/

( )

28

1

1

2

“ ”

3

1

2

2

1

2

3

29

1

/

2

**3**

**4**

16 -

16 -

**2****1**

	(	17% 11% 6% 2%

---


ADVANCED SYSTEMS LIMITED		DIGITAL CHINA SOFTWARE (BVI) LTD.		DIGITAL CHINA	
				2008 12	2011
9		2014 10		2017 10	
				15%	
	2017	15%			
			2010 9		, 2013 11
2016 12					
	15%		2017		15%
			2013 11		2016 12
					15%
	2017		15%		
			2015 11		
			15%		
	No.JSZR 2016-I-23		2016 -2017		2012
27	2016 49				10%
	2017		10%		
					( 2015 34 )
			20 ( 20 )		2016 1 1 2017 12
31	50%	20%	2017		20%
					(
	2017 43 )			50 ( 50 )	
2017 1 1	2019 12 31	50%	20%		2017
	20%				
			2017 8		
			15%		
2017	15%				2017 12
					15%
	2017		15%		

2

[2011]4

2011

17%

3%

1



---

	3,076,490.40	
	3,076,490.40	

**3****1**

A	13,684,926.60	13,684,926.60	100.00
B	5,483,999.99	5,483,999.99	100.00
C	4,800,000.00	4,800,000.00	100.00
D	3,962,977.35	3,962,977.35	100.00
E	3,660,880.00	3,660,880.00	100.00
	19,052,173.30	19,052,173.30	100.00
	<b>50,644,957.24</b>	<b>50,644,957.24</b>	100.00

			%
F	8,000,000.00	8,000,000.00	100.00

			%
	20,864,493.25		

			%
	12,816,093.25		

2

34,651,902.81

446,339.88

4,892,632.41

3

Å 9 é %oDw0,€Ñ @ kAÑ •CV ö 7H sp416 Td -2(892,)-2(632)7

---

1	100,749,818.19	93.04%	125,541,237.92	97.29%
1 2	7,428,988.56	6.86%	3,377,889.00	2.62%
2 3				



3

		38,876,998.00	3	22.23%	38,876,998.00
		8,021,667.42	1	4.59%	
		6,096,566.10	1 1-2	3.49%	
		5,688,000.00	2-3 3	3.25%	
		3,087,412.94	1-2	1.77%	
	--	61,770,644.46	--	35.33%	38,876,998.00

7

1

	832,314,765.52		832,314,765.52	679,560,054.42		679,560,054.42
	881,845,873.52	57,946,486.18	823,899,387.34	487,407,172.69	18,746,061.86	468,661,110.83
	128,252,017.25		128,252,017.25	177,631,452.74		177,631,452.74
	1,842,412,656.29	57,946,486.18	1,784,466,170.11	1,344,598,679.85	18,746,061.86	1,325,852,617.99

4 —

**2**


	18,746,061.86	46,426,062.63		7,225,638.31		57,946,486.18
	18,746,061.86	46,426,062.63		7,225,638.31		57,946,486.18

**8**

**9**

**1**

2..22 3.6 ref3 5



---

	353,291,884.67			10,863,611.03	-1,994,390.62	4,241,011.28	4,672,763.90			361,729,352.46	
		4,000,000.00		-98,492.46						3,901,507.54	
	359,988,458.66	4,000,000.00	0.00	15,473,074.41							

1		16,173,587.16	767,370.92	16,437,987.61	33,378,945.69
4.	16,157,334.82	70,438,458.14	3,864,749.70	109,158,602.23	199,619,144.89
1.					
2.					
1					
3.					
1					
4.					
1.	428,211,526.23	143,281,477.42	1,059,094.71	56,442,785.96	628,994,884.32
2.	438,247,698.36	39,900,008.18	1,920,094.42	56,437,262.44	536,505,063.40

3.					
4.	154,648,017.58	9,520,403.73	700,000.00	30,642,364.41	195,510,785.72
1.	21,960,071.81	4,253,164.68	315,000.21	484,677.13	27,012,913.83
2.	26,704,735.07	1,158,478.69	37,916.46		

15

---

	193,671,128.85			193,671,128.85

---

2

--	--	--

---

	1,774,564,439.84	1,369,543,692.42
	1,774,564,439.84	1,369,543,692.42

**2****1**

955.56 700.3 1

23

1

	307,718,820.02	1,344,387,918.08	1,329,536,093.30	322,570,644.80
-	4,294,541.17	135,607,492.96	135,274,816.76	4,627,217.37
		6,809,286.43	6,809,286.43	
	312,013,361.19	1,486,804,697.47	1,471,620,196.49	327,197,862.17

2

1	263,045,671.16	1,160,636,652.06	1,124,247,569.12	299,434,754.10
2	2,311,200.00	35,131,491.92	37,442,691.92	
3	2,422,681.27	68,022,107.77	67,877,652.34	2,567,136.70

24


--	--	--

	7,765,820.46	10,882,171.74
	128,208,946.73	94,425,100.84

**2**      **1**

-	2,730,394.02	
	2,730,394.02	--

**27**





---

						/
Deeplan		6,230,000.00	73,571.39		6,156,428.61	
Deeplan		1,770,000.00	696,575.56		1,073,424.44	

6,600,000.00

1,544,365.81

						/
		1,500,000.00	1,338,913.56		161,086.44	
	377,594.39		256,239.62		121,354.77	
		431,434.10	337,080.00		94,354.10	
	57,390.74		10,000.00		47,390.74	



36

--	--	--	--

**39**

	13,784,262.69	18,408,219.45
	6,184,776.94	7,955,962.68
	2,921,715.41	1,142,810.84
	109,770.97	57,272.99
	5,232,246.53	4,288,193.33
	4,123,184.55	5,291,058.40
	19,809.74	2,894.49
	32,375,766.83	37,146,412.18

**40**


41

	312,359,006.93	264,326,216.58
	231,162,988.42	154,432,982.08
	29,781,627.78	16,323,316.96
	29,194,797.04	15,070,924.64
	23,593,020.10	21,530,576.26
	20,862,772.31	21,449,614.13
	19,015,354.13	19,826,296.53
	17,738,033.50	9,406,940.63
	17,263,126.66	14,955,074.15
	1,914,580.56	9,769,843.60
	19,318,793.79	46,902,254.20
	722,204,101.22	593,994,039.76

42

	83,259,578.88	56,720,419.22
	12,966,759.12	7,064,391.65
	18,841,405.54	-9,093,861.17
	4,651,601.16	5,484,325.94
	649,693.44	685,143.10
	56,752,708.82	64,919,357.78

---

	46,426,062.63	8,199,115.61
	81,077,965.44	61,559,133.22

**44**

	10,780,297.77	4,849,990.25
	1,867,484.51	3,929,485.67
	32,161,106.85	17,017,412.38
	44,808,889.13	25,796,888.30

**45**

	20,490,067.68	
	6,681,066.00	
	2,602,062.85	
	2,500,000.00	

Deeplan	696,575.56	
Deeplan	73,571.39	
2012	591,209.73	
- SAAS	523,417.31	
	510,147.27	
" "+	500,000.00	
2017	500,000.00	
	490,000.00	
	420,978.88	
	400,000.00	
	337,080.00	
	300,000.00	
	295,500.00	
	256,239.62	
	253,799.00	
2014	227,122.26	
	203,400.00	
IDE	193,146.65	
	180,000.00	
	120,000.00	
	109,233.00	
	96,234.00	
	83,000.00	
	63,000.00	

2016	59,100.00	
2016	50,000.00	
	41,251.77	
2017	30,000.00	
(2015 )	24,000.00	
	17,700.00	
	15,000.00	
	13,700.00	
	10,000.00	
	8,277.60	
	55,130,913.32	

46

1

--	--	--	--

---

			/
--	--	--	---

--	--	--

2

	382,499,760.62
/	95,624,940.16
	-48,970,045.28
	89,250.85

---

	104,980,705.33	61,502,786.76
	70,613,570.96	63,241,045.43
	46,916,562.15	48,684,973.67
	42,299,459.13	39,531,405.23
	24,687,801.32	21,925,732.62
	18,674,246.59	14,701,609.81
	16,981,527.15	

**6**

		4,795,571.49
	1,542,378.90	764,179.41
	1,542,378.90	5,559,750.90

**51****1**

1	--	--

---

	1,776,372,815.14	1,742,931,594.71
	1,742,931,594.71	1,879,936,445.81
	33,441,220.43	

---

	15,784.54	6.55000	103,388.74
	22,487,162.44	6.55000	147,290,913.98
	3,563,502.77	0.84516	3,011,730.00
	21,909.42	6.55000	143,506.70

---

				100.00%	0.00%	
				0.00%		



**2**

	54.00%	21,561,418.76	33,480,000.00	36,817,112.72

**3**

2

1

					17.65%	

2

	/	/
	1,050,686,636.39	978,316,002.54
	927,994,871.31	803,891,331.28
	1,978,681,507.70	1,782,207,333.82
	738,288,955.95	602,326,190.39
	3,619,667.32	2,831,395.94
	741,908,623.27	

**3**

	/	/
	--	--
	10,833,774.78	15,472,282.06
	--	--
--	-4,692,776.64	-6,224,846.81
--		

---

	2,032,956.04	130,387,450.34	2,313,460.36	247,392,833.55
	13,771.45		12,888.59	

2017 12 31

	1,446,819,592.26		1,446,819,592.26
	598,244,206.01		598,244,206.01
	1,774,564,439.84		1,774,564,439.84
	2,964,537.62		2,964,537.62
	128,208,946.73		128,208,946.73
	20,000,000.00		20,000,000.00

1%	-1,531.82	-1,531.82	-1,153.90	-1,153.90
1%	1,531.82	1,531.82	1,153.90	1,153.90

4

8017

DIGITAL CHINA ADVANCED SYSTEMS LIMITED	
DIGITAL CHINA HOLDINGS LTD	

--	--

---

		92,415.09			
		3,603.06			

2

	5,000,000.00	2016	09	30	2017	04	14	
	10,000,000.00	2016	11	04	2017	11	03	
	1,700,000.00	2016	09	06	2017	09	06	
	3,000,000.00	2016	12	22	2017	12	22	
	5,000,000.00	2016	08	25	2017			

		419,555.86	
		330,188.68	
DIGITAL CHINA HOLDINGS LTD BERMUDA		295,189.39	685,083.00
DIGITAL CHINA (HK) LIMITED		219,056.73	437,091.00
		109,343.09	
		65,730.60	
INSTANT TECHNOLOGY SUPPLY CHAIN HONG KONG LIMITED		61,773.58	202,908.41
		122,679.49	16,284,457.06
		7,493.50	14,802.69
		6,205.26	3,964.71
		1,017.51	11,963.04
			8,278.34

		159,900.00			
	(	12,088,275.91		706,667.00	
		1,221,870.00			
		460,105.90		460,105.90	
		4,672,763.90			

2

		68,010.00	68,010.00



--	--	--

1

1 2017 12 31 (T)

T+1	2018	10,193,242.24
T+2	2019	7,823,433.54
T+3	2020	• F</MCID 68856382>BDC /TT96 4,264,390.50
T+3		• 2,459,620.84

2 2017 12 31 (T)

35f\* EM0.48 2/P 6</MCID 64 >>BDC /C2

--	--	--

2017 7 14

“ ”

2

1 2018 2 23

2018

8,750

35%

80%

45%

2 2018 3 27

1 2017

2017

10

0.32

2 2018

151

ku

**1****1**

		%		%	

**2**

18,062,395.77

0.00

**3**

51,280,922.89

69.23

15,097,357.11

**2**

**1**


	200,000,000.00	99.58			200,000,000.00
	<b>200,836,730.50</b>	100.00			<b>200,836,730.50</b>
	<b>200,836,730.50</b>	<b>100.00</b>			<b>200,836,730.50</b>

2

	23,906.00	836,730.50
		200,000,000.00
	23,906.00	200,836,730.50

3

	2,787,462,660.58					

--	--	--	--	--	--	--

---

	65,725,696.28	61,209,634.41
--	---------------	---------------

**1**

--

